

**AutoCAD LT**® 2012

# Experience productivity.

AutoCAD LT® software is built for professional drafting, delivering genuine DWG compatibility, reliability, and powerful 2D drawing tools designed to boost your productivity.

Extend your competitive advantage with AutoCAD LT software for 2D drafting and detailing. Create drawings in the genuine DWG™ file format for enhanced compatibility and stability when communicating with clients and colleagues. And get even better performance by optimizing your software for the way you work. Packed with powerful features, AutoCAD LT is built for professional drafting.

## Document

Use a complete set of 2D drafting and detailing tools to produce precise technical drawings—accurately and efficiently.

## Document in 2D

Create simple or complex drawings from standard shapes such as lines, arcs, and circles. Modify existing geometry with commands such as stretch, copy, rotate, and scale. Add annotations—including text, dimensions, and tables—to help convey your ideas.

## Be More Productive

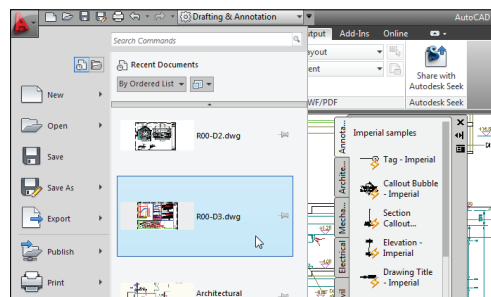
AutoCAD LT is designed with one goal in mind: increasing your productivity. Each release of AutoCAD LT includes feature enhancements and additions that introduce new ways to promote drafting efficiency.

## Collaborate

Work easily and effectively with clients and colleagues.

## Get Industry-leading Reliability and Stability

Create drawings in the genuine DWG file format and have confidence in data integrity when sharing your work. Maximize productivity by reducing time lost tackling corrupted or incompatible data.



## Enjoy AutoCAD Compatibility

AutoCAD LT is fully integrated with other Autodesk® software products, making it easy for you to share data with others or expand your capabilities.

## Mobile Access

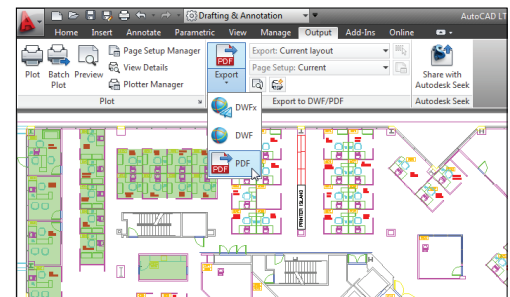
The AutoCAD® WS web and mobile application enables you to edit online, share and collaborate

and stay connected to your designs through a web browser or from your mobile device.

[www.AutoCADWS.com](http://www.AutoCADWS.com)

## Incorporate External Files

Reuse data and create richer documents by referencing external information from colleagues or clients—such as DWG files, JPG and TIF images, Microsoft® Excel® spreadsheets, and DWF™ and PDF underlays—in your drawings.



## Share Files Electronically

Electronically publish and distribute drawing sets in a single DWF or PDF file for fast, secure collaboration.

## Optimize

Improve efficiency by making AutoCAD LT work the way you do with a variety of user interface options.

## Standardize Drawings

Save time and standardize drawings by using blocks, adding dynamic properties to accommodate multiple sizes or views in a single block. Get quick access to frequently used content, such as blocks, hatches, and commands with tool palettes.

## Tailor Your Environment

Quickly find your way around the screen with tools to locate commands, view all open drawings, and navigate between different areas in an open drawing. Optimize your work environment by tailoring the location and appearance of commands to meet your needs and company standards.

For more information about AutoCAD LT, visit [www.autodesk.com/autocadlt](http://www.autodesk.com/autocadlt)

**Autodesk**®

## Comparison Matrix AutoCAD LT

Feature	2009	2010	2011	2012
Associative Arrays				✓
Sheet Set Manager				✓
Built-in connection to AutoCAD WS				✓
Delete Duplicate Objects				✓
Multifunctional Grips			✓	✓
Hide and Isolate Objects			✓	✓
Select Similar Objects			✓	✓
Object & Layer Transparency			✓	✓
PDF Underlay		✓	✓	✓
Align Objects		✓	✓	✓
Clip External References		✓	✓	✓
Non-rectangular viewports	✓	✓	✓	✓
Dynamic Blocks	✓	✓	✓	✓
Windows 7 Support			✓	✓
Support for 64-bit operating systems	✓	✓	✓	✓

### Learn More or Purchase

To learn more about AutoCAD LT® software, visit [www.autodesk.com/autocadlt](http://www.autodesk.com/autocadlt). Download a trial at [www.autodesk.com/autocadlttrial](http://www.autodesk.com/autocadlttrial). Locate a reseller at [www.autodesk.com/autocadlt-howtobuy](http://www.autodesk.com/autocadlt-howtobuy).

### Autodesk Education

From instructor-led or self-paced classes to online training or education resources, Autodesk offers learning solutions to fit your needs. Gain access to free\* software if you are a student or educator. Get expert guidance at an Autodesk Authorized Training Center (ATC®) site, access learning tools online or at your local bookstore, and validate your experience with Autodesk Certification. Learn more at [www.autodesk.com/learning](http://www.autodesk.com/learning).

### Autodesk Subscription

Autodesk® Subscription allows customers to extend the value of their software investment with access to the latest releases, powerful web services, and expedited technical support. Learn more at [www.autodesk.com/subscription](http://www.autodesk.com/subscription).

## System Requirements

### Windows Users

For 32-bit AutoCAD LT 2012:

- Microsoft® Windows® 7 including Enterprise, Ultimate, Professional, or Home Premium edition, or
- Microsoft® Windows Vista® (SP2 or later) including Enterprise, Business, Ultimate, or Home Premium edition, Intel® Pentium® 4 or AMD Athlon™ dual-core processor, 3.0 GHz or higher with SSE2 technology, or
- Microsoft® Windows® XP Professional or Home edition (SP3 or later), Intel Pentium 4 or AMD Athlon dual-core processor, 1.6 GHz or higher with SSE2 technology

For 64-bit AutoCAD LT 2012:

- Windows 7 Enterprise, Ultimate, Professional or Home Premium edition, or Windows Vista (SP2 or later) including Enterprise, Business, or Ultimate edition, or Microsoft Windows XP Professional edition (SP2 or later)
- AMD Athlon 64 with SSE2 technology, AMD Opteron™ with SSE2 technology, Intel® Xeon® with Intel EM64T support with SSE2 technology, or Intel Pentium 4 with Intel EM64T support with SSE2 technology

- 1 GB RAM
- 1.4 GB free disk space for installation
- 1,024 x 768 VGA display with True Color
- Microsoft Internet Explorer 7.0 or later
- Install from download or DVD

### Macintosh Users

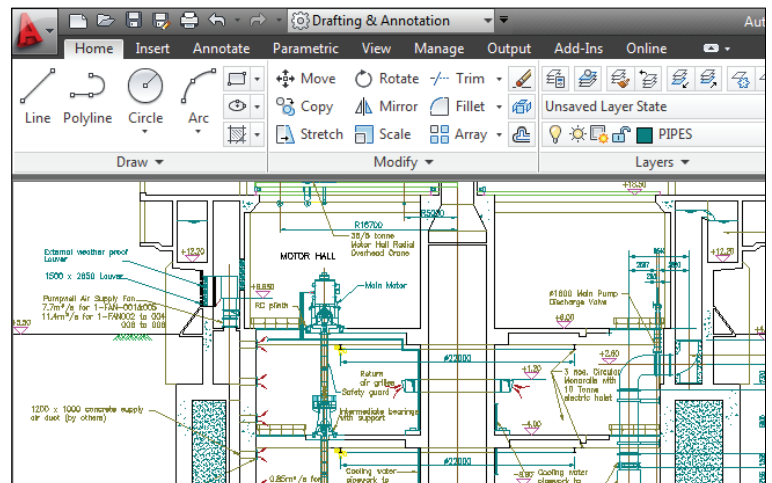
Boot Camp:

You can install AutoCAD LT® software on a Mac® computer on a Windows partition. The system must use Boot Camp® software to manage a dual OS configuration

Mac Virtualization on Parallels Desktop:

You can use AutoCAD LT on the Mac via Parallels Desktop for Mac without having to boot directly into the Windows OS, so it is easy to switch between platforms.

For full requirements visit [autodesk.com/autocadlt](http://autodesk.com/autocadlt)



\*Free products are subject to the terms and conditions of the end-user license agreement that accompanies download of this software.

Autodesk, AutoCAD, AutoCAD LT, DWF, and DWG are registered trademarks or trademarks of Autodesk, Inc., and/or its subsidiaries and/or affiliates in the USA and/or other countries. All other brand names, product names, or trademarks belong to their respective holders. Autodesk reserves the right to alter product and services offerings, and specifications and pricing at any time without notice, and is not responsible for typographical or graphical errors that may appear in this document. © 2011 Autodesk, Inc. All rights reserved. BRO1-000000-MZ0C

## Comparison Matrix

### LEGEND

- ✓ Feature supported
- X Feature not supported

	AutoCAD® 2012	AutoCAD LT® 2012
<b>USER INTERFACE</b>		
ViewCube™	✓	X
In-Canvas Controls	✓	X
Task-Based Interface	✓	✓
Application Menu	✓	✓
Quick Access Toolbar	✓	✓
Workspaces	✓	✓
Dynamic Input	✓	✓
Command Line Enhancements	✓	✓
<b>DOCUMENT</b>		
Express Tools	✓	X
Parametric Drawing	✓	X
Model Documentation Tools	✓	X
Data Extraction to Tables (Block Attributes and Objects)	✓	X
Constraint Parameters in Dynamic Blocks	✓	X
Multiline (MLINE)	✓	X
Double Line (DLINE)	X	✓
Sheet Sets	✓	✓
Dynamic Blocks	✓	✓
Associative Array	✓	✓
Multifunctional Grips	✓	✓
Tool Palettes	✓	✓
Annotation Scaling	✓	✓
Layer Properties per Viewport	✓	✓
Nonrectangular Viewports	✓	✓
Tables & Data Links	✓	✓
Extract Attributes to a Text File	✓	✓

	AutoCAD® 2012	AutoCAD LT® 2012
<b>LEGEND</b>		
✓	Feature supported	
X	Feature not supported	
<b>REFERENCE</b>		
Overlay or Attach a DWG	✓	✓
Use DGN, DWF, or PDF as an Underlay	✓	✓
Clip an External Reference	✓	✓
Edit DWG References In-Place	✓	✓
<b>CONCEPTUAL DESIGN &amp; 3D MODELING</b>		
Autodesk Inventor Fusion	✓	X
3D Solid Modeling	✓	X
3D Surface Modeling	✓	X
3D Mesh Modeling	✓	X
Import CATIA®, NX®, Parasolid, Pro/Engineer®, Rhinoceros®, and SolidWorks® Files	✓	X
Dynamic User Coordinate System (DUCS)	✓	X
Point Clouds	✓	X
Interference Checking	✓	X
Analysis Tools	✓	X
Section Planes/Cuts	✓	X
Flatten 3D Geometry to 2D	✓	X
Walk-Through Navigation	✓	X

	AutoCAD® 2012	AutoCAD LT® 2012
<b>LEGEND</b>		
✓	Feature supported	
X	Feature not supported	
<b>PRESENTATION</b>		
Photorealistic Rendering	✓	X
Lights (Photometric)	✓	X
Materials	✓	X
Cameras	✓	X
Display Modes (Visual Styles, Transparency, Edge Effects)	✓	X
Real-Time Shadows	✓	X
Shaded/Rendered Plotted Output	✓	X
<b>CUSTOMIZE</b>		
Support for LISP Applications	✓	X
Support for ObjectARX® (C++, C#, and VB .NET)	✓	X
Action Recorder	✓	X
Support for CUI Customization	✓	✓

<b>LEGEND</b>		
✓	Feature supported	
X	Feature not supported	
	<b>AutoCAD® 2012</b>	<b>AutoCAD LT® 2012</b>
<b>COMMUNICATE</b>		
Publish a 3D DWF™ File	✓	X
Print to an STL File (for 3D printing)	✓	X
DWG Convert	✓	✓
Create Transmittal Sets	✓	✓
Manage DWF Markups	✓	✓
Publish to a plotter, DWF, or PDF	✓	✓
Autodesk Buzzsaw® Integration	✓	✓
Content Explorer	✓	✓
<b>SOFTWARE MANAGEMENT</b>		
Network Licensing	✓	X
CAD Standards Tools	✓	X
Support for Multiple Profiles	✓	X
Autodesk Vault	✓	X
Autodesk Asset Locator	✓	✓
Migrate Custom Settings	✓	✓
Online License Utility	✓	✓